

CONTROL4 LUX FIREPLACE SWITCH



CONTROL4 LUX FIREPLACE SWITCH C4-L-FSW

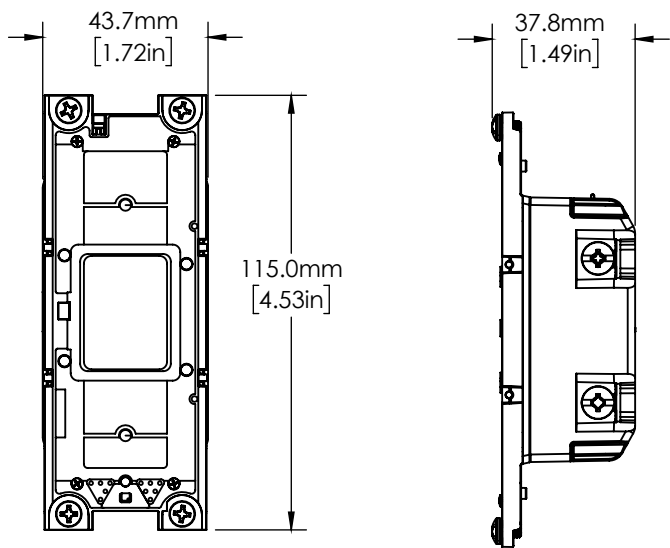
The Control4 Lux Fireplace Switch provides an independently isolated relay for switching millivolt powered systems or DC power rail loads in a beautifully designed, wirelessly controlled device.

Features

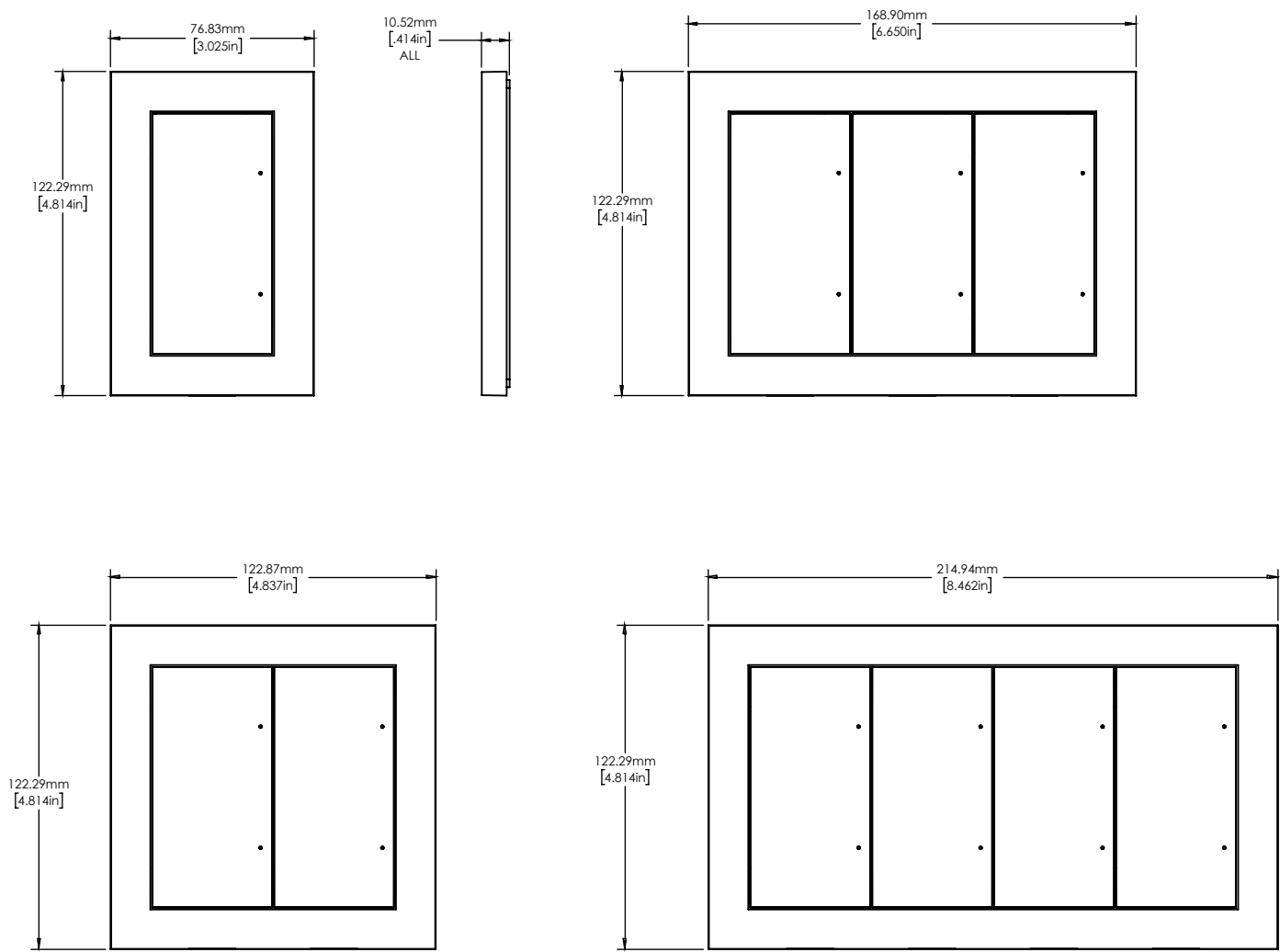
- Control fireplaces, low voltage loads, or low power switching systems for irrigation, HVAC, or pool covers
- Available with premium metal faceplates and a variety of stylish colors and finishes
- Zigbee 3.0

CONTROL4 LUX FIREPLACE SWITCH

Model number	C4-L-FSW
Power requirements	120-240V AC +/- 10% 50/60 Hz
Power consumption	120V: 0.68W all LEDs Off, 0.87W all LEDs On 240V: 1.66W all LEDs Off, 1.86W all LEDs On
<u>Load types and rating</u>	
Supported load types	Low voltage relay control
Maxium switched load	24VAC / 240W 28VDC / 10A
<u>Environmental</u>	
Operational temperature	0 to 40°C (32 to 104°F)
Humidity	5% to 95% non-condensing
Storage	-20 to 70°C (-4 to 158°F)
<u>Miscellaneous</u>	
Control communications	Zigbee 3.0, IEEE 802.15.4, 2.4 GHz, 15-channel spread spectrum radio
Wallbox volume	5.75 cubic inches
Weight	0.05kg (0.12b.)
Shipping Weight	0.8kg (0.18lb.)
Compatible color kits	C4-L-CKUDIMSWITCH-XX




CONTROL4 LUX FIREPLACE SWITCH




Note: Face Plates Sold Separately


CONTROL4 LUX COLORS AND FINISHES



WHITE
(WH)




SNOW WHITE
(SW)




BISCUIT
(BI)



LIGHT ALMOND
(LA)



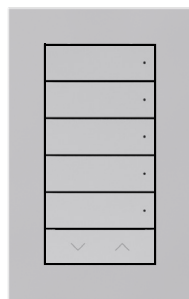
TAUPE
(TP)



LIGHT GRAY
(LG)




ALUMINUM
(AU)



STONE GRAY
(SG)



COFFEE
(CF)



MIDNIGHT BLACK
(MB)




BLACK
(BL)



ANTIQUE BRASS
(BS)




ANTIQUE BRONZE
(BZ)




ASH GRAY
(AG)




CHROME
(CH)



MATTE STAINLESS
(MS)



SATIN BRONZE
(SB)



SATIN NICKEL
(SN)



VENETIAN BRONZE
(VB)

Gloss colors

White, Light Almond, Black

Matte colors

Snow White, Biscuit, Taupe, Light Gray, Stone Gray, Aluminum, Coffee, Midnight Black

Metallic colors

Antique Brass, Antique Bronze, Ash Gray, Chrome, Matte Stainless, Satin Bronze, Satin Nickel, Venetian Bronze